

# BP ROOFING GUIDE

## ARCHITECT & CLASSIC COLLECTIONS



WEST



PRODUCT MANUFACTURED  
IN CANADA 

ROOF COLOR SHOWN IS MANOIR TWILIGHT GREY







# BREAKTHROUGH TECHNOLOGY PROTECTS WITH TWO SEALANT BANDS

Weather-Tite™ Technology assures that BP's Architectural shingles Manoir and our new 42" shingles Mystique 42 deliver the highest performance in the roughest weather. Featuring two bands of high-tack adhesive, this **breakthrough, patented hurricane-resistant technology** offers superior protection with the added-value of an enhanced wind warranty. It's the ultimate in leak protection that guarantees your peace of mind.

## SUPERIOR PROTECTION

- Better resistance to wind blow off
- Better resistance to wind-driven rain
- Better resistance to water infiltration
- Better resistance to surface uplift

## SUPERIOR WIND WARRANTIES



This groundbreaking technology provides such superior protection, we are able to offer even better wind warranties.

## GET DOUBLE PROTECTION FOR YOUR ROOF

### WIND WARRANTIES

	STANDARD		HIGH WIND	
Manoir	180 km/h	110 mph	220 km/h	135 mph
Mystique 42	180 km/h	110 mph	220 km/h	135 mph

*THE 2 SEALANT BANDS ADHERE TO THE NEXT SHINGLE ROW, PROVIDING DOUBLE PROTECTION AGAINST THE ELEMENTS.*



SOLID SEALANT BAND

PATTERNED SEALANT BAND





# THE ARCHITECT COLLECTION

## LAMINATE SHINGLES

### HIGH-PERFORMANCE SHINGLES WITH AN UPSCALE LOOK

With its shake-like styling and extraordinary protection, the multi-layer laminate is a stunning architectural shingle. A smart choice for value and return on investment, plus a wide selection of beautiful colors to enhance your home's curb appeal.

All our architectural fiberglass laminate shingles are made with an elastomeric modified asphalt, making them more flexible, more resistant, and assuring the highest level of durability against nature's worst weather. In addition, MANOIR and MYSTIQUE 42 include hurricane-resistant Weather-Tite™ Technology and limited lifetime warranties.

*“A smart choice  
for value and return  
on investment.”*



# THE CLASSIC COLLECTION

## 3-TAB SHINGLES

### SQUARE-CUT, 3-TAB SHINGLES FOR A MORE TRADITIONAL LOOK

Easily matched to many different home styles, our classic 3-tab shingles deliver proven performance and long-term durability. With such a rich selection of colors, there's always a classic BP shingle to meet your budget and improve your home's curb appeal for years to come.

Our high-performance fiberglass 3-tab shingles are made with an elastomeric modified asphalt that makes them more flexible, more resistant, and assures the highest durability to withstand nature's roughest weather. YUKON SB and DAKOTA offer excellent protection with 25- to 30-year warranties.

*“Proven performance  
and long-term  
durability.”*





WITH  
**WEATHER-TITE™**  
TECHNOLOGY  
for Superior Protection

# MANOIR LIMITED LIFETIME WARRANTY




ROOF COLOR SHOWN IS WEATHERED ROCK





# Superior performance, distinctive elegance

MANOIR'S RANDOM TAB DESIGN WITH DEEP SHADOW BANDS creates a uniquely dimensional, sculpted slate look. The exposed portion of this full-sized fiberglass laminate shingle offers more coverage than any standard shingle. Choose from seven warm, rustic colors to complement your home's distinctive character.



Due to limitations of the printing process, actual shingle colors and granule blends could be different from the photos. It is recommended that you view a full size shingle before making a final color selection. We reserve the right to change colors at any time.



WITH  
**WEATHER-TITE™**  
TECHNOLOGY  
for Superior Protection

# MYSTIQUE 42 LIMITED LIFETIME WARRANTY



ROOF COLOR SHOWN IS TWILIGHT GREY - EARTH TONE SELECTION





# Durable performance, enduring style

PROTECT YOUR INVESTMENT AND IMPROVE RESALE VALUE with this affordable, double-layer laminate shingle. Mystique 42 is a better all-around performer that provides the durability to withstand nature's worst weather. Choose from the soft, subtle colors of the earth tone palette and enhance your home's curb appeal for years to come.

## Earth Tone Selection



Due to limitations of the printing process, actual shingle colors and granule blends could be different from the photos. It is recommended that you view a full size shingle before making a final color selection. We reserve the right to change colors at any time.



WITH  
**WEATHER-TITE™**  
TECHNOLOGY  
for Superior Protection

# MYSTIQUE 42 LIMITED LIFETIME WARRANTY



ROOF COLOR SHOWN IS AUTUMN BROWN - VINTAGE SELECTION



# Elegance, bold style and long-lasting protection

THIS DOUBLE-LAYER LAMINATE SHINGLE DELIVERS UNCOMPROMISING DURABILITY to protect your home and its value. The bold and elegant tones from the vintage palette offer many high-contrast, drifted colors designed to create a stunning look for your home.



## Vintage Selection



AUTUMN BROWN



WEATHERED ROCK



SUNSET CEDAR



BOREAL GREEN



SILVER GREY



MAGENTA RED



SEYCHELLES BLUE



SHADOW BLACK

Due to limitations of the printing process, actual shingle colors and granule blends could be different from the photos. It is recommended that you view a full size shingle before making a final color selection. We reserve the right to change colors at any time.



# YUKON SB 30-YEAR WARRANTY




Handsome style with a durable character


THE GREAT OUTDOORS IS NO MATCH FOR THE RUGGED YUKON SB HEAVYWEIGHT FIBERGLASS 3-TAB SHINGLE. It's strong and durable for extraordinary protection in the toughest weather conditions. The innovative shadow band creates an eye-catching chiseled style that complements your choice from any one of the wide selection of colors.




ROOF COLOR SHOWN IS AUTUMN BROWN




ANTIQUE WOOD



AUTUMN BROWN



STONE WOOD



BROWN STONE



WEATHERED ROCK



SUNSET CEDAR



SLATE BLACK




TWILIGHT GREY



MAGENTA RED



SILVER GREY



BOREAL GREEN



BEACHWOOD



SEYCHELLES BLUE



SHADOW BLACK

Due to limitations of the printing process, actual shingle colors and granule blends could be different from the photos. It is recommended that you view a full size shingle before making a final color selection. We reserve the right to change colors at any time.






# 25-YEAR WARRANTY DAKOTA

Timeless beauty,  
long-term performance

THIS DISTINCTIVE 3-TAB DAKOTA FULLY PROTECTS YOUR HOME while enhancing its natural beauty. This classic shingle's high performance rating assures years of reliability and peace of mind. Dakota offers a vast selection of elegant colors that feature a subtle drift of tone to create a dynamic look that matches many home styles. You can also be assured that Dakota will enhance your home's curb appeal for many years to come.




ROOF COLOR SHOWN IS COCOA TAN




2-TONE GREY




CEDAR BLEND



COCOA TAN



SLATE BLACK



FOREST GREEN



WHITE

Due to limitations of the printing process, actual shingle colors and granule blends could be different from the photos. It is recommended that you view a full size shingle before making a final color selection. We reserve the right to change colors at any time.



# A practical guide



## Simple ways to harmonize colors

### YOU CAN CHOOSE A BOLD OR A CONVENTIONAL COLOR

BP shingles are offered in an extraordinary selection of colors to suit every home's style and every homeowner's taste. While selecting shingle colors is a highly subjective exercise, try to pick a color that complements your home's exterior cladding and accessories. Keep in mind that, in general, bold colors suit modern architecture while conventional colors enhance the hominess of traditional homes.

## Working with your surround and architectural design

A home's natural surroundings, architectural style, regional heritage, and tastes are all key factors to consider when pondering color schemes. What's more, exterior colors can add a sense of design to the most unexpected of surfaces, especially the roof.

Don't be afraid to be daring. When we think of Victorian homes, for example, grays and browns immediately come to mind. Yet, Victorian design and architecture provide the ideal canvass for color interplay. Blue cladding with touches of yellow can highlight distinctive shapes, while shades of violet and red emphasize trim and other decorative details that are so much part of the Victorian style's charm.



# to color theory

In reality, there are but two basic methods of selecting colors for a harmonious color relationship: analogous and complementary.

## **ANALOGOUS HARMONY**

Analogous harmony is simply a combination of related colors such as a 2-tone brown roof and beige exterior. This color relationship is a non-contrasting color scheme, which conveys soft, easy living.

## **COMPLEMENTARY HARMONY**

Complementary harmony is achieved through contrast, and is used for stimulating effect. One example would be a twilight grey roof and white siding. When viewed together, they will intensify each other.

## **Incorporating roof color into exterior decorating**

Color is information — it conveys the home's personality and says a little something about its owner. Therefore, choosing the right roof shingle color is basically a matter of personal taste. Many find the color decision process difficult and complicated, when, in fact, it should be painless and enjoyable. Just follow these four simple steps:

- Find colors that appeal to you.
- Coordinate them with the fixed colors, surfaces and surroundings of the house.
- Test and eliminate alternatives until the final colors come together.
- Confirm your choice on line by using BP's Visualizer tool.

## **See exactly how your home will look**

You can see how the various BP shingle colors will look on your home by using our online Visualizer. It's the easiest way to select the perfect color for you and your home. Visit [bpcan.com](http://bpcan.com) and see for yourself.





# NOW ALL BP SHINGLES ARE MADE WITH



## MORE FLEXIBILITY, MORE DURABILITY AND MAXIMUM PROTECTION

Elastomeric modified asphalt increases **flexibility**, improves **durability**, and provides **superior protection** against the roughest weather conditions.

## BP DELIVERS SUPERIOR PERFORMANCE

---





**NEW**

# BP ACCU-RIDGE

## BP INTRODUCES THE BP ACCU-RIDGE HIP AND RIDGE SHINGLE FOR MANOIR & MYSTIQUE 42

BP ACCU-RIDGE is a four tab, prescored shingle manufactured with modified asphalt that enables the easiest and most versatile way of finishing the roofing job.

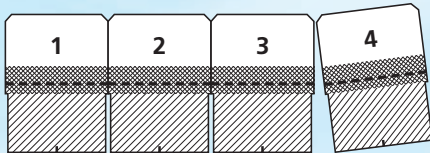
- > **No cutting** required to install the product
- > Can be installed **up to 4 layers thick** for dimensional appeal
- > Manufactured with a **SeBS modified asphalt** that makes it more flexible and resilient
- > Fits perfectly on its own or over 9 in hip and ridge filter vents
- > Colors available precisely match selected **Manoir** and **Mystique 42** shingles

BP ACCU-RIDGE can be installed as a single layer hip & ridge or can be stacked to enhance the roofing character. The following chart shows the actual linear coverage related to the number of plies applied:

- > 1-ply application – 12 linear m (39.4 linear ft.)
- > 2-ply application – 6 linear m (19.9 linear ft.)
- > 3-ply application – 4 linear m (13.1 linear ft.)
- > 4-ply application – 3 linear m (9.9 linear ft.)

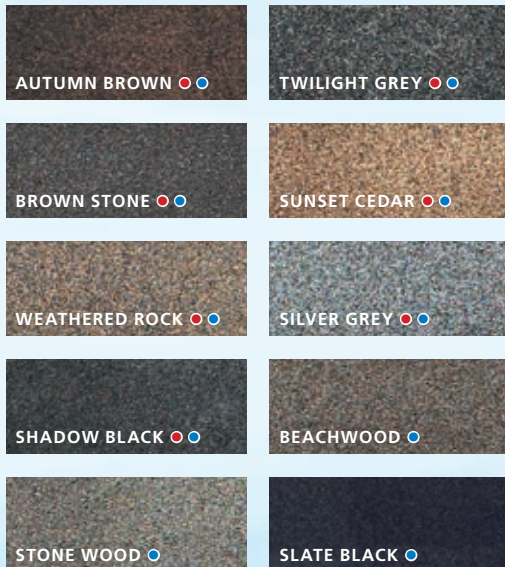


PRODUCT SPECIFICATIONS	
Shingle dimension	1000 mm x 336 mm (39 3/8" x 13 1/4")
Tab / exposure dimension	249 mm x 149 mm (9 13/16 x 5 5/8)
Shingles / bundles	21
Weight / bundle	70 lbs
Bundles / pallet	40



### AVAILABLE IN 10 STUNNING COLORS


Manoir ● Mystique 42 ●







# 5 STEPS FOR A COMPLETE WEATHER-TITE™ ROOFING SYSTEM



The **Weather-Tite™ Roofing System** is engineered to maximize protection in rough weather. To assure optimum effectiveness, a roof must start with a sound deck, a correctly installed drip edge, and proper ventilation. Next come the 5 key steps to the Weather-Tite™ System:

- 1 BP EAVE PROTECTORS**  
Considerable damage to the eaves can be caused by ice that builds up during winter freeze/thaw cycles. **WeatherTex®** and **Grippard** waterproofing membrane will provide necessary protection.
- 2 BP UNDERLAYMENTS**  
High-performance **Suredeck**, **BP lined asphalt felts**, or **BP Deckgard** will provide top notch secondary protection from water driven under the shingles by high winds.
- 3 BP STARTER STRIP SHINGLES**  
Cost-effective **BP starter strip shingles** reduce installation time and waste by eliminating shingle scraps, while they provide excellent protection against wind and water infiltration.
- 4 BP SHINGLES**  
BP shingles assure maximum protection where it counts most. Our **classic 3-tab shingles** deliver proven performance, long-term durability, and a rich selection of colors. Our premium **architectural shingles** feature Weather-Tite™ Technology's two bands of high-tack adhesive plus a wide selection of designer colors.
- 5 BP HIP & RIDGE**  
Cut-off **BP Accu-Ridge** or **3-tab shingles** cap your roof with peak protection while adding an attractive finished look.



# BP EAVE PROTECTORS & UNDERLAYMENTS



BP offers you a roofing system that includes a complete line of membranes: **BP eave protectors membranes** and **BP underlayments membranes**.

## PROTECT YOUR HOME WITH BP SECOND LINE OF DEFENSE


In the roughest weather, BP Roofing System, including eave protectors and underlayments, offers a complete protection against water infiltration caused by:

- > Broken or blown off shingles
- > Wind-driven rain
- > Ice dams
- > Any objects obstructing the roof

## 1 BP EAVE PROTECTORS

**WEATHERTEX®**

**Gripgard**



## BP CERTIFIED ROOFERS


### OUR EXPERTS ARE YOUR FIRST GUARANTEE

BP Certified Roofers are **highly qualified experts** who have successfully satisfied a strict set of guidelines established to ensure your roofing work is completed with the utmost **care and precision**. They must be licensed, have liability insurance, be in business at least five years, provide references and pass rigorous exams on products and installation. Here's what they will do for you:


- Provide a free, no-obligation estimate
- Verify your roof deck's condition and recommend necessary repairs
- Calculate the ventilation needed to meet building codes

## 2 BP UNDERLAYMENTS

**SUREDECK**



**RF 403  
LINED  
ASPHALT FELT**




**BP  
deckgard**

## 3 BP STARTER STRIP SHINGLES



## 4 BP SHINGLES

Classic 3-tab shingles




Architectural shingles




## 5 BP HIP & RIDGE

BP Accu-Ridge



3-tab shingles



- Propose specific work such as installing eaves troughs and ventilated soffits
- Present a complete choice of BP shingles suited to your roof and budget
- Explain BP's extended warranties – available only through BP Certified Roofers
- Execute the work according to industry standards
- Clean the work area and remove all debris from your property



# "BUILT-IN QUALITY" IN EVERY BP SHINGLES FOR SOLID PERFORMANCE

BP is committed on supplying the contractor and property owner with highly reliable products and roofing systems. At every step of the transformation process, from raw material to finished product, **stringent quality control tests** are performed to assure the products that leave our premisses are of the **highest quality**, from inside out.



BP superior control tests assure products of the highest quality.

## 4 ESSENTIAL ELEMENTS FOR THE PERFECT ROOF

### 1 FIBERGLASS MAT

The best inorganic fiberglass mat, dimensionally stable, strong and non-reacting to moisture.




### 2 ASPHALT

Liquid asphalt is oxidized to our exact specifications in our own state of the art facilities.



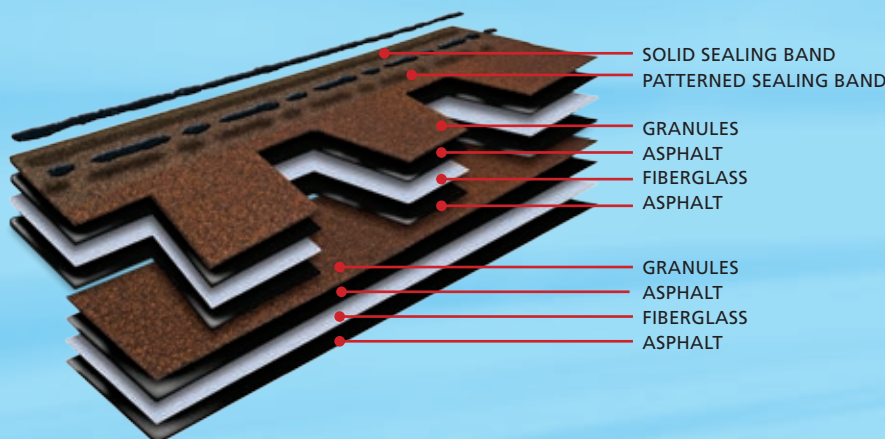

### 3 MINERAL GRANULES

Once the fiberglass mat is coated with the oxidized asphalt, we apply a layer of mineral granules that is precisely embedded to maximize its retention, thus limit the long term asphalt degradation from exposure to UV light.



### 4 SELF-ADHESIVE STRIPS AND WEATHER-TITE™ TECHNOLOGY

The processed mat is cut and the shingles are assembled with high-performance elastomeric modified asphalt adhesive. The operation is continuously evaluated on-line to assure assembly precision. In this phase, ultra-performing self-adhesive strips – including the Weather-Tite™ Technology – are added to the shingles.



We understand what is expected from the products that are the **"first line of defense"** protection against nature's elements.

By systematically testing the materials and processes to the **highest roofing industry standards**, we produce **consistent quality** products that enable the construction of coherent roofing systems. Those, in term, yield better resistance to degradation for the long haul.





# SPECIFICATIONS

Dimensions (approx.)	Exposure	Shingles/ bundle (approx.)	Coverage/ bundle (approx.)	Roof slope (min.)	Spec. Compliance	Warranty Period (yrs)	Wind Protection*
----------------------	----------	----------------------------	----------------------------	-------------------	------------------	-----------------------	------------------



## THE ARCHITECT COLLECTION

MANOIR											
1029 mm x 343 mm (40 1/2" x 13 1/2")	146 mm (5 3/4")	20	3 m <sup>2</sup> (32.3 sq. ft.) Use Yukon SB for Hip & Ridge or BP Accue-Ridge	1:3 (4" in 12") Using Low Slope Application: 1:4 (3" in 12")	CSA A123.5, CSA A123.51, CSA A123.52 ASTM D3462, ASTM D3018, ASTM D7158 – Class D ASTM E108, ASTM D3161 – Class F UL 790 Fire Resistance A Pass TAS 100 as referenced in Miami-Dade County Meets Class D as tested per UL2390	Lifetime	<table border="1" style="width: 100%; border-collapse: collapse;"> <thead> <tr> <th style="font-size: small;">STANDARD Application<sup>1</sup></th> <th style="font-size: small;">HIGH WIND Application<sup>2</sup></th> </tr> </thead> <tbody> <tr> <td style="text-align: center;"><b>180 km/h (110 mph)</b></td> <td style="text-align: center;">220 km/h (135 mph)</td> </tr> </tbody> </table>	STANDARD Application <sup>1</sup>	HIGH WIND Application <sup>2</sup>	<b>180 km/h (110 mph)</b>	220 km/h (135 mph)
STANDARD Application <sup>1</sup>	HIGH WIND Application <sup>2</sup>										
<b>180 km/h (110 mph)</b>	220 km/h (135 mph)										
MYSTIQUE 42											
1067 mm x 356 mm (42" x 14")	152 mm (6")	19	3.06 m <sup>2</sup> (32.9 sq. ft.) Use Yukon SB for Hip & Ridge or BP Accue-Ridge	1:3 (4" in 12") Using Low Slope Application: 1:4 (3" in 12")	CSA A123.5, CSA A123.51, CSA A123.52 ASTM D3462, ASTM D3018, ASTM D7158 – Class H ASTM E108, ASTM D3161 – Class F UL 790 Fire Resistance A Pass TAS 100 as referenced in Miami-Dade County Meets Class H as tested per UL2390	Lifetime	<table border="1" style="width: 100%; border-collapse: collapse;"> <thead> <tr> <th style="font-size: small;">STANDARD Application<sup>1</sup></th> <th style="font-size: small;">HIGH WIND Application<sup>2</sup></th> </tr> </thead> <tbody> <tr> <td style="text-align: center;"><b>180 km/h (110 mph)</b></td> <td style="text-align: center;">220 km/h (135 mph)</td> </tr> </tbody> </table>	STANDARD Application <sup>1</sup>	HIGH WIND Application <sup>2</sup>	<b>180 km/h (110 mph)</b>	220 km/h (135 mph)
STANDARD Application <sup>1</sup>	HIGH WIND Application <sup>2</sup>										
<b>180 km/h (110 mph)</b>	220 km/h (135 mph)										



## THE CLASSIC COLLECTION

YUKON SB											
1000 mm x 336 mm (39 3/8" x 13 1/4")	143 mm (5 5/8")	21	3 m <sup>2</sup> (32.3 sq. ft.) or 9 linear m (29.6 linear ft.) if used as Hip & Ridge	1:3 (4" in 12") Using Low Slope Application: 1:6 (2" in 12")	CSA A123.5, CSA A123.51, CSA A123.52 ASTM D3462, ASTM D3018, ASTM D7158 – Class D ASTM D3161 – Class F UL 790 Fire Resistance A Pass TAS 100 as referenced in Miami-Dade County Meets Class D as tested per UL2390	30 years	<table border="1" style="width: 100%; border-collapse: collapse;"> <thead> <tr> <th style="font-size: small;">STANDARD Application<sup>1</sup></th> <th style="font-size: small;">HIGH WIND Application<sup>2</sup></th> </tr> </thead> <tbody> <tr> <td style="text-align: center;"><b>180 km/h (110 mph)</b></td> <td style="text-align: center;">200 km/h (125 mph)</td> </tr> </tbody> </table>	STANDARD Application <sup>1</sup>	HIGH WIND Application <sup>2</sup>	<b>180 km/h (110 mph)</b>	200 km/h (125 mph)
STANDARD Application <sup>1</sup>	HIGH WIND Application <sup>2</sup>										
<b>180 km/h (110 mph)</b>	200 km/h (125 mph)										
DAKOTA											
1000 mm x 336 mm (39 3/8" x 13 1/4")	143 mm (5 5/8")	21	3 m <sup>2</sup> (32.3 sq. ft.) or 9 linear m (29.6 linear ft.) if used as Hip & Ridge	1:3 (4" in 12") Using Low Slope Application: 1:6 (2" in 12")	CSA A123.5, CSA A123.51, CSA A123.52 ASTM D3462, ASTM D3018, ASTM D7158 – Class D ASTM D3161 – Class F UL 790 Fire Resistance A Pass TAS 100 as referenced in Miami-Dade County Meets Class D as tested per UL2390	25 years	<table border="1" style="width: 100%; border-collapse: collapse;"> <thead> <tr> <th style="font-size: small;">STANDARD Application<sup>1</sup></th> <th style="font-size: small;">HIGH WIND Application<sup>2</sup></th> </tr> </thead> <tbody> <tr> <td style="text-align: center;"><b>180 km/h (110 mph)</b></td> <td style="text-align: center;">200 km/h (125 mph)</td> </tr> </tbody> </table>	STANDARD Application <sup>1</sup>	HIGH WIND Application <sup>2</sup>	<b>180 km/h (110 mph)</b>	200 km/h (125 mph)
STANDARD Application <sup>1</sup>	HIGH WIND Application <sup>2</sup>										
<b>180 km/h (110 mph)</b>	200 km/h (125 mph)										

1. Standard Wind Warranty applies when shingles are installed using standard application.  
2. High Wind Warranty applies when shingles are installed using high wind application.  
\* Please refer to applications instructions for more information.

Values shown are approximate. Information in this literature is subject to change without notice.

### WARRANTY COVERAGE

See warranty for complete details.

**ALGAE COVERAGE:** BP stands behind all our shingles and that's why we now include a warranty coverage against Blue-Green **Algae** for 10-years on MANOIR and MYSTIQUE 42 shingles, and 5-years on YUKON SB shingles.



**WIND WARRANTY:** BP now gives you the best wind protection in the industry with standard coverages up to 180 km/h (110 mph) and high wind ratings up to 220 km/h (135 mph).





# Made in canada for our climate for more than 100 years

Canadian-made building products have been helping to construct and renovate homes across North America for more than one hundred years. Like the pioneers who built this country, BP's craftsmen and women continue the tradition of neighbors helping neighbors every day.



PRODUCT MANUFACTURED IN CANADA 



BUILDING PRODUCTS OF CANADA CORP.

9510 St. Patrick St., LaSalle, Québec, Canada H8R 1R9  
3703 – 101 Avenue N.E., P.O. Box 576, Edmonton,  
Alberta, Canada T5J 2K8

[bpcan.com](http://bpcan.com)

## LOWER ENVIRONMENTAL IMPACT

These days, many people strive to reduce their environmental impact by **working with local companies**, which results in less transportation and fewer greenhouse gas. At BP, we deal with **local producers** rather than importing materials. These trends are making their way into everyone's consuming habits thus leading to **economic sustainability**.

## QUALITY LOCAL MATERIALS

As part of our commitment to consumers, BP shingles are made with **high-grade materials** sourced from Canadian suppliers. They are produced in our own **Quebec and Alberta plants and distributed across Canada**.

## WARRANTIES FOR OUR PEOPLE

Since our products are made here, near the place you live, it becomes even easier for us to honour our warranties. Unlike our competitors, at BP you deal with people close to your home. We are here for you, near you, to fulfill your requests.

## LOCAL WORKFORCE

Whether you are a homeowner, a professional builder or an architect, when you choose BP you are supporting **homegrown workforce** that produces materials especially for our Canadian climate. BP offers you more than a guarantee of **long-term quality and reliable protection** – we promise you uncompromising peace of mind.



LASALLE PLANT



Due to limitations of the printing process, actual shingle colors and granule blends could be different from the photos. It is recommended that you view a full size shingle before making a final color selection. We reserve the right to change colors at any time.

